








Make Your Own Shabbat Puzzle File Folder Activity:

	Print one copy of the puzzle onto paper, and a second copy onto cardstock.
	Laminate the cardstock copy of the puzzle.
	Glue the paper copy of the puzzle onto one half of the file folder.
	Laminate the file folder.
	Cut the cardstock copy of the puzzle page along the lines.
	Apply velcro to the file folder and the backs of the cardstock puzzle pieces.
	Tape a sandwich bag on the opposite side of the file folder to store the pieces

